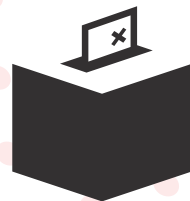




FRIENDS OF CANADIAN BROADCASTING

FEDERAL ELECTION 2015



MAINSTREET RESEARCH



Riding	Date	Sample	Margin of Error
Brampton Centre	October 8	653	+/- 3.82*
Brampton North	October 8	689	+/- 3.72
Courtenay-Alberni	October 8	672	+/- 3.76
Edmonton Centre	October 8	701	+/- 3.69
Edmonton Mill Woods	October 8	684	+/- 3.73
Flamborough-Glanbrook	October 8	659	+/- 3.80
Hamilton West-Ancaster-Dundas	October 8	672	+/- 3.76
London West	October 8	678	+/- 3.75
Oakville	October 8	653	+/- 3.82
Saint John-Rothesay	October 8	510**	+/- 4.33
Vancouver-Granville	October 8	665	+/- 3.78

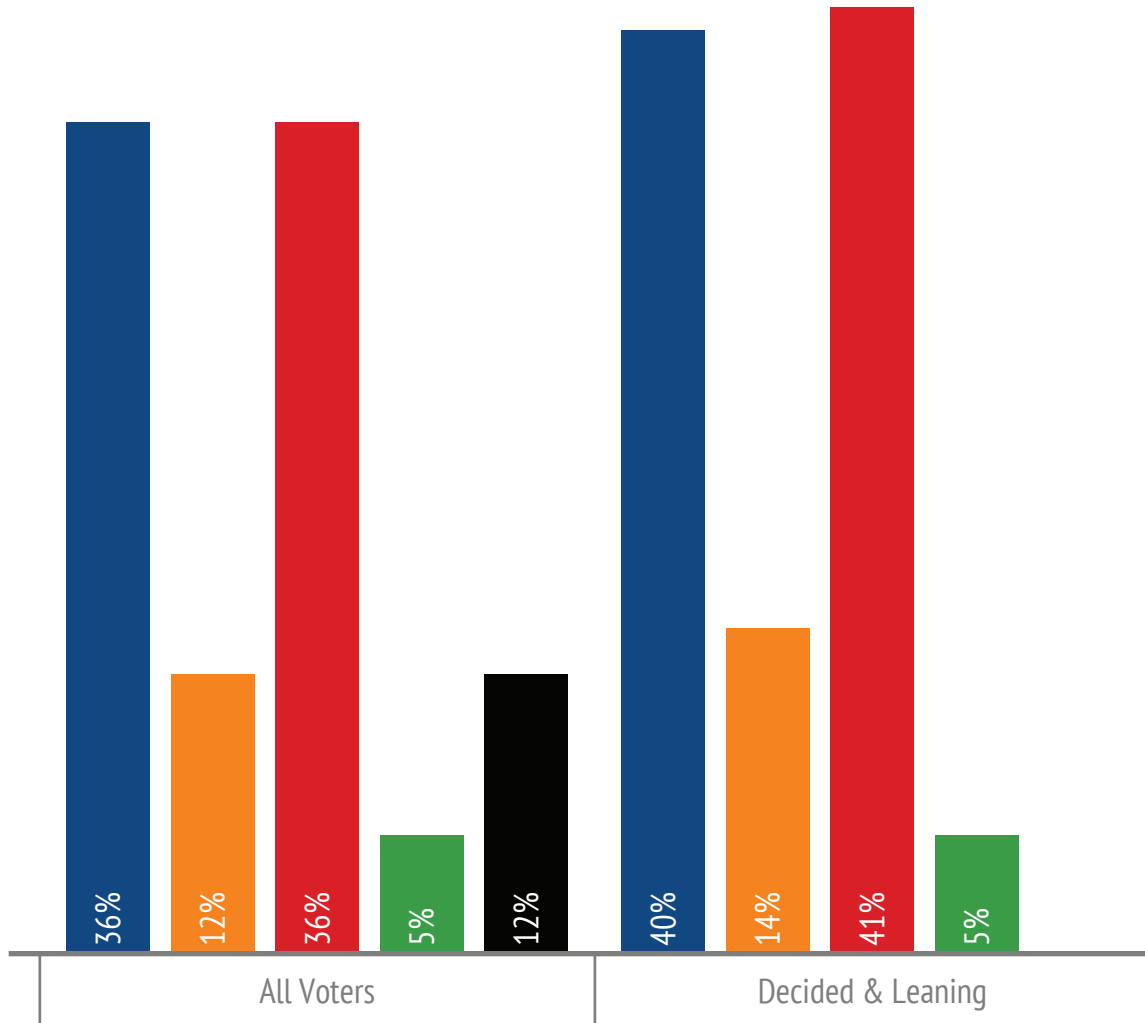
*19 times out of 20
 ***Caution: Low Sample

ABOUT FRIENDS OF CANADIAN BROADCASTING

Formed in 1985, FRIENDS of Canadian Broadcasting is an independent, Canada-wide, non-partisan voluntary organization supported by 180,000 households whose mission is to defend and enhance the quality and quantity of Canadian programming in the Canadian audio-visual system. FRIENDS is not affiliated with any broadcaster or political party.

FRIENDS relies upon individuals for donations to finance its watchdog role, public policy initiatives, public opinion leadership and research activities directed at our priorities. We do not accept contributions from organizations which hold a licence from the Canadian Radio-Television Telecommunications Commission (CRTC), Ottawa's broadcast regulatory agency, or from organizations affiliated with licensees.

FRIENDS of Canadian Broadcasting is a not-for profit organization directed by a Steering Committee. Noreen Golfman, Dean of Graduate Studies and Professor of Film and English at Memorial University, chairs our Steering Committee and Ian Morrison is our spokesperson and manager of ongoing operations.



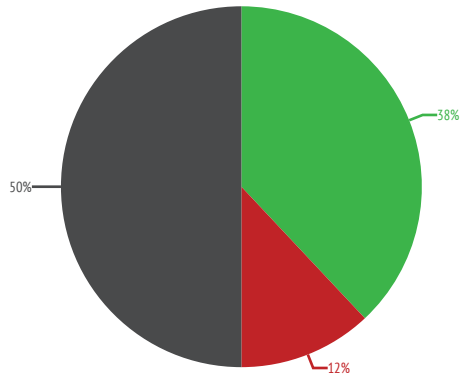
● Gosal ● Keenan ● Sangha ● Bottcher ● Undecided

	18-34	35-49	50-64	65+	Male	Female
Bal Gosal (CPC)	37%	30%	42%	37%	40%	32%
Rosemary Keenan (NDP)	10%	17%	9%	13%	13%	12%
Ramesh Sangha (LPC)	41%	33%	35%	33%	35%	36%
Saul Bottcher (GPC)	5%	7%	2%	4%	5%	4%
Undecided	7%	14%	13%	13%	7%	16%
Sample	83	125	211	234	292	361

	Certain	Likely	Might	Unlikely
Bal Gosal (CPC)	38%	27%	8%	7%
Rosemary Keenan (NDP)	12%	33%	0%	12%
Ramesh Sangha (LPC)	37%	10%	70%	11%
Saul Bottcher (GPC)	3%	3%	0%	53%
Undecided	11%	26%	22%	16%



Thinking about the federal election and the CBC, which of the follow two statements is closest to your personal view?



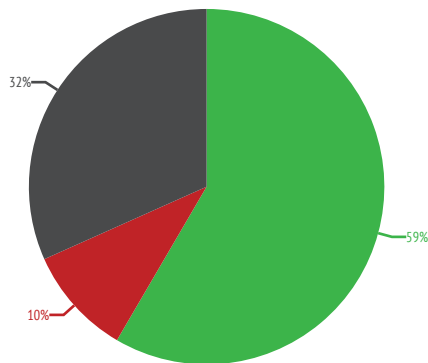
38% More likely to vote for a candidate who favours increasing the CBC's budget

12% More likely to vote for a candidate who favours privatizing the CBC

50% Unsure

● Increase ● Privatize ● Unsure

Thinking about the government's recent cuts to the CBC's funding, do you believe these cuts should be reversed?



40% Strongly agree

19% Somewhat agree

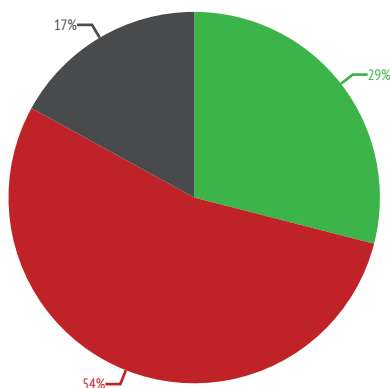
32% Neither agree nor disagree

4% Somewhat disagree

6% Strongly disagree

● Agree ● Disagree ● Neither agree nor disagree

Thinking about the federal election and the CBC, have you seen any lawn signs featuring a message 'We Vote CBC!'?



29% Have

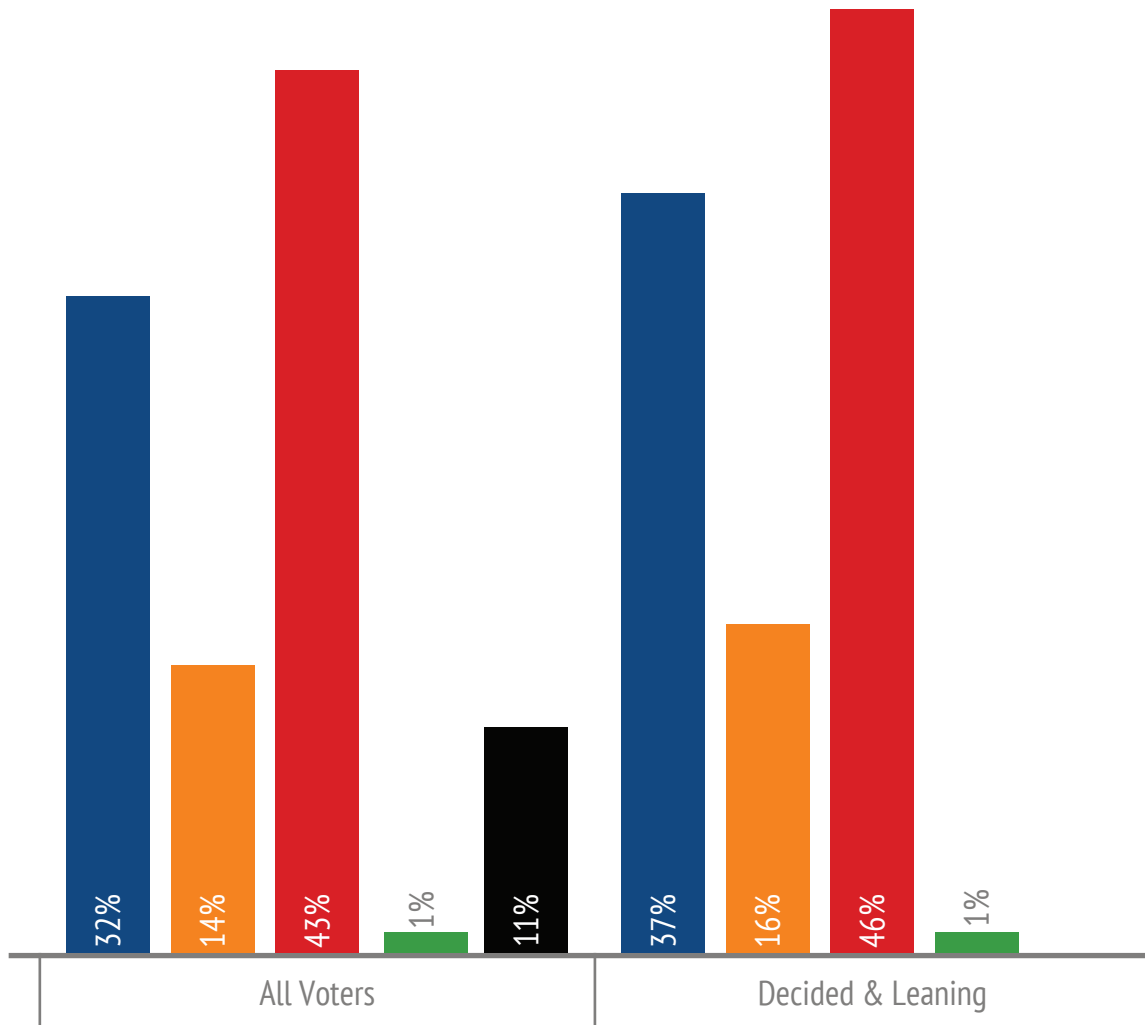
54% Have not

17% Unsure

● Have ● Have not ● Unsure

Do you consider yourself to be a strong supporter of this party, or is there a chance you will change your mind before the next election?

	CPC	NDP	LPC	GPC
Strong Supporter	87%	48%	84%	69%
Might Change	12%	50%	9%	29%
Not Sure	1%	2%	7%	1%



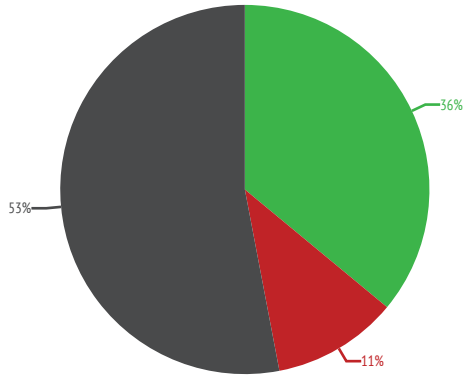
● Gill ● Singh ● Sahota ● Thornham ● Undecided

	18-34	35-49	50-64	65+	Male	Female
Parm Gill (CPC)	35%	29%	32%	36%	40%	25%
Martin Singh (NDP)	16%	13%	16%	8%	16%	12%
Ruby Sahota (LPC)	36%	49%	41%	44%	35%	50%
Pauline Thornham (GPC)	0%	0%	0%	1%	0%	0%
Undecided	13%	9%	11%	11%	9%	12%
Sample	98	136	199	256	297	392

	Certain	Likely	Might	Unlikely
Parm Gill (CPC)	31%	28%	10%	76%
Martin Singh (NDP)	14%	20%	9%	7%
Ruby Sahota (LPC)	45%	13%	67%	0%
Pauline Thornham (GPC)	1%	0%	0%	0%
Undecided	9%	39%	14%	17%



Thinking about the federal election and the CBC, which of the follow two statements is closest to your personal view?



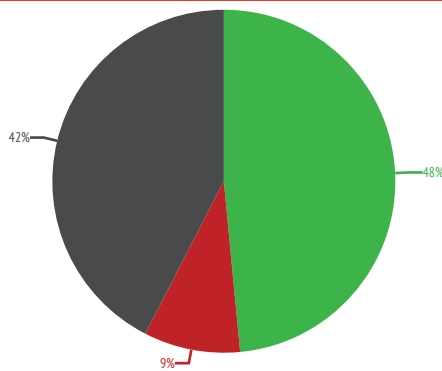
36% More likely to vote for a candidate who favours increasing the CBC's budget

11% More likely to vote for a candidate who favours privatizing the CBC

53% Unsure

● Increase ● Privatize ● Unsure

Thinking about the government's recent cuts to the CBC's funding, do you believe these cuts should be reversed?



35% Strongly agree

13% Somewhat agree

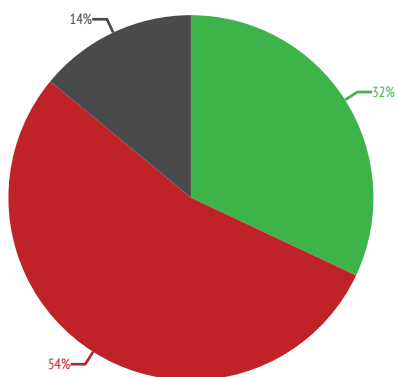
42% Neither agree nor disagree

5% Somewhat disagree

4% Strongly disagree

● Agree ● Disagree ● Neither agree nor disagree

Thinking about the federal election and the CBC, have you seen any lawn signs featuring a message 'We Vote CBC!'?



32% Have

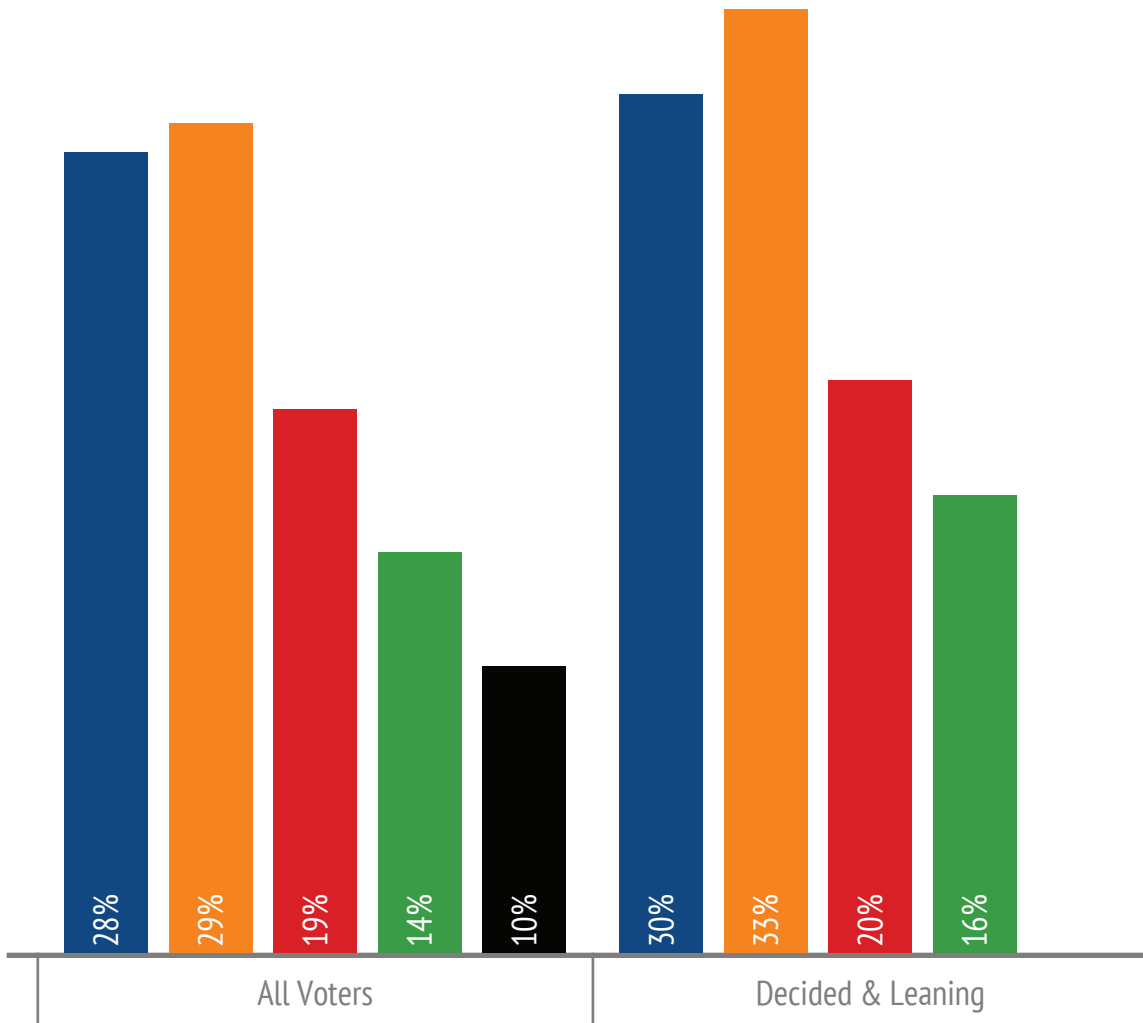
54% Have not

14% Unsure

● Have ● Have not ● Unsure

Do you consider yourself to be a strong supporter of this party, or is there a chance you will change your mind before the next election?

	CPC	NDP	LPC	GPC
Strong Supporter	79%	64%	73%	100%
Might Change	17%	33%	23%	0%
Not Sure	4%	4%	3%	0%



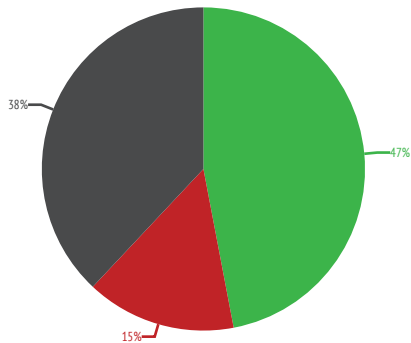
● Duncan ● Johns ● Powell-Davdson ● Sollitt ● Undecided

	18-34	35-49	50-64	65+	Male	Female
John Duncan (CPC)	35%	24%	21%	35%	30%	26%
Gord Johns (NDP)	19%	29%	37%	34%	23%	36%
Carrie Powell-Davidson (LPC)	23%	17%	19%	14%	22%	15%
Glenn Sollitt (GPC)	18%	17%	12%	8%	11%	17%
Undecided	6%	13%	11%	10%	13%	6%
Sample	75	105	238	254	316	356

	Certain	Likely	Might	Unlikely
John Duncan (CPC)	29%	37%	9%	12%
Gord Johns (NDP)	32%	10%	7%	3%
Carrie Powell-Davidson (LPC)	19%	32%	7%	0%
Glenn Sollitt (GPC)	11%	1%	67%	86%
Undecided	9%	20%	9%	0%



Thinking about the federal election and the CBC, which of the following two statements is closest to your personal view?



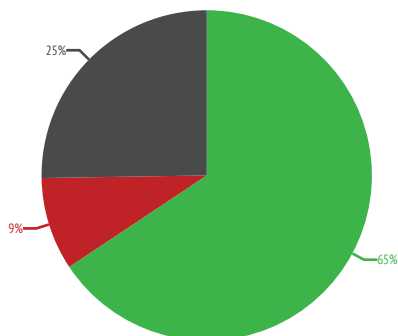
47% More likely to vote for a candidate who favours increasing the CBC's budget

15% More likely to vote for a candidate who favours privatizing the CBC

38% Unsure

● Increase ● Privatize ● Unsure

Thinking about the government's recent cuts to the CBC's funding, do you believe these cuts should be reversed?



45% Strongly agree

23% Somewhat agree

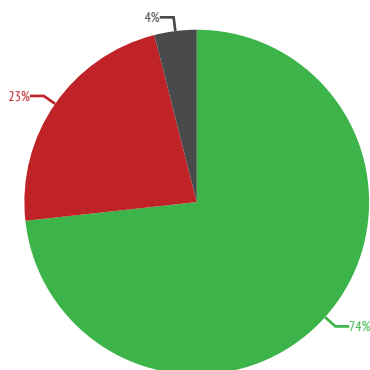
25% Neither agree nor disagree

3% Somewhat disagree

6% Strongly disagree

● Agree ● Disagree ● Neither agree nor disagree

Thinking about the federal election and the CBC, have you seen any lawn signs featuring a message 'We Vote CBC!'?



74% Have

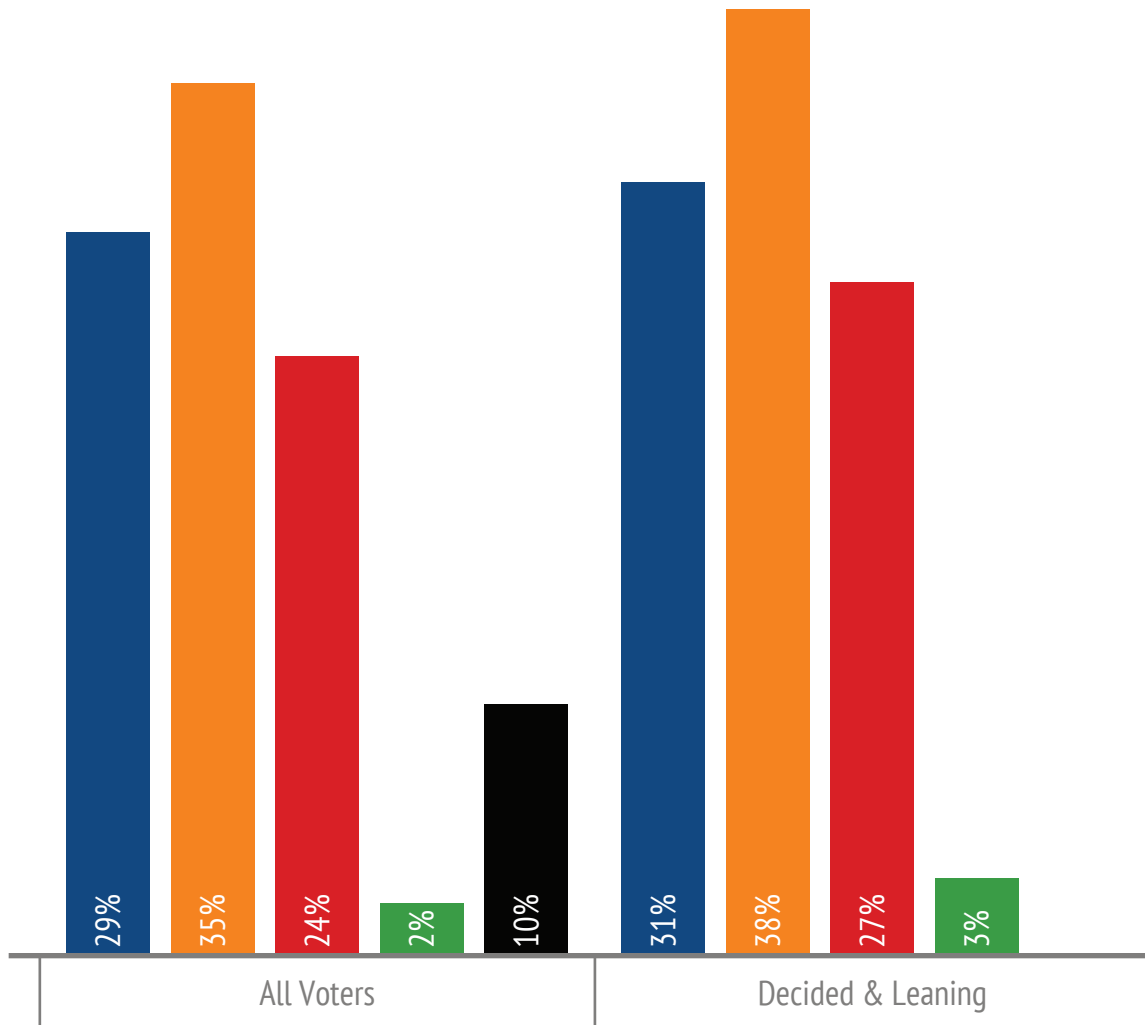
23% Have not

4% Unsure

● Have ● Have not ● Unsure

Do you consider yourself to be a strong supporter of this party, or is there a chance you will change your mind before the next election?

	CPC	NDP	LPC	GPC
Strong Supporter	95%	80%	69%	47%
Might Change	4%	17%	31%	48%
Not Sure	1%	2%	0%	6%



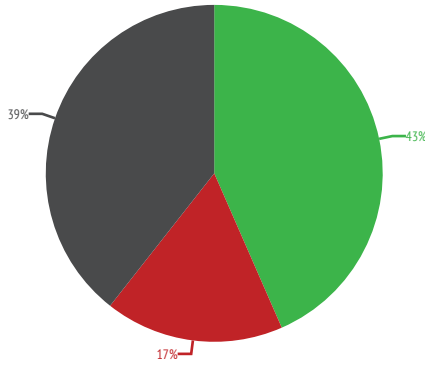
● Cumming ● McGowan ● Boissonnault ● Parker ● Undecided

	18-34	35-49	50-64	65+	Male	Female
James Cumming (CPC)	24%	27%	33%	38%	39%	20%
Gil McGowan (NDP)	51%	29%	25%	19%	26%	43%
Randy Boissonnault (LPC)	17%	29%	26%	30%	22%	26%
David Parker (GPC)	0%	4%	4%	1%	3%	2%
Undecided	7%	11%	12%	11%	11%	9%
Sample	104	158	204	235	347	354

	Certain	Likely	Might	Unlikely
James Cumming (CPC)	31%	17%	45%	3%
Gil McGowan (NDP)	33%	55%	0%	71%
Randy Boissonnault (LPC)	26%	9%	39%	1%
David Parker (GPC)	2%	3%	4%	0%
Undecided	9%	16%	12%	25%



Thinking about the federal election and the CBC, which of the follow two statements is closest to your personal view?



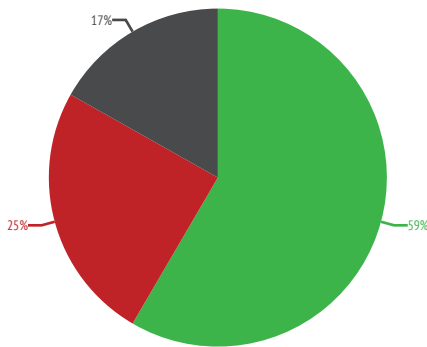
43% More likely to vote for a candidate who favours increasing the CBC's budget

17% More likely to vote for a candidate who favours privatizing the CBC

39% Unsure

● Increase ● Privatize ● Unsure

Thinking about the government's recent cuts to the CBC's funding, do you believe these cuts should be reversed?



47% Strongly agree

12% Somewhat agree

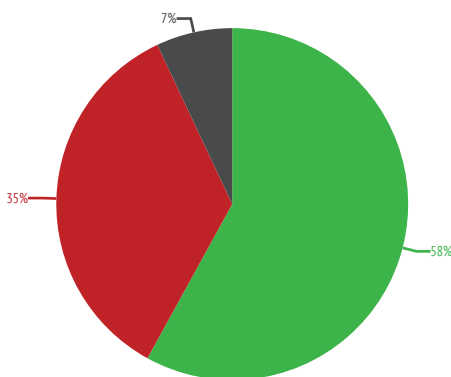
25% Neither agree nor disagree

6% Somewhat disagree

11% Strongly disagree

● Agree ● Disagree ● Neither agree nor disagree

Thinking about the federal election and the CBC, have you seen any lawn signs featuring a message 'We Vote CBC!'?



58% Have

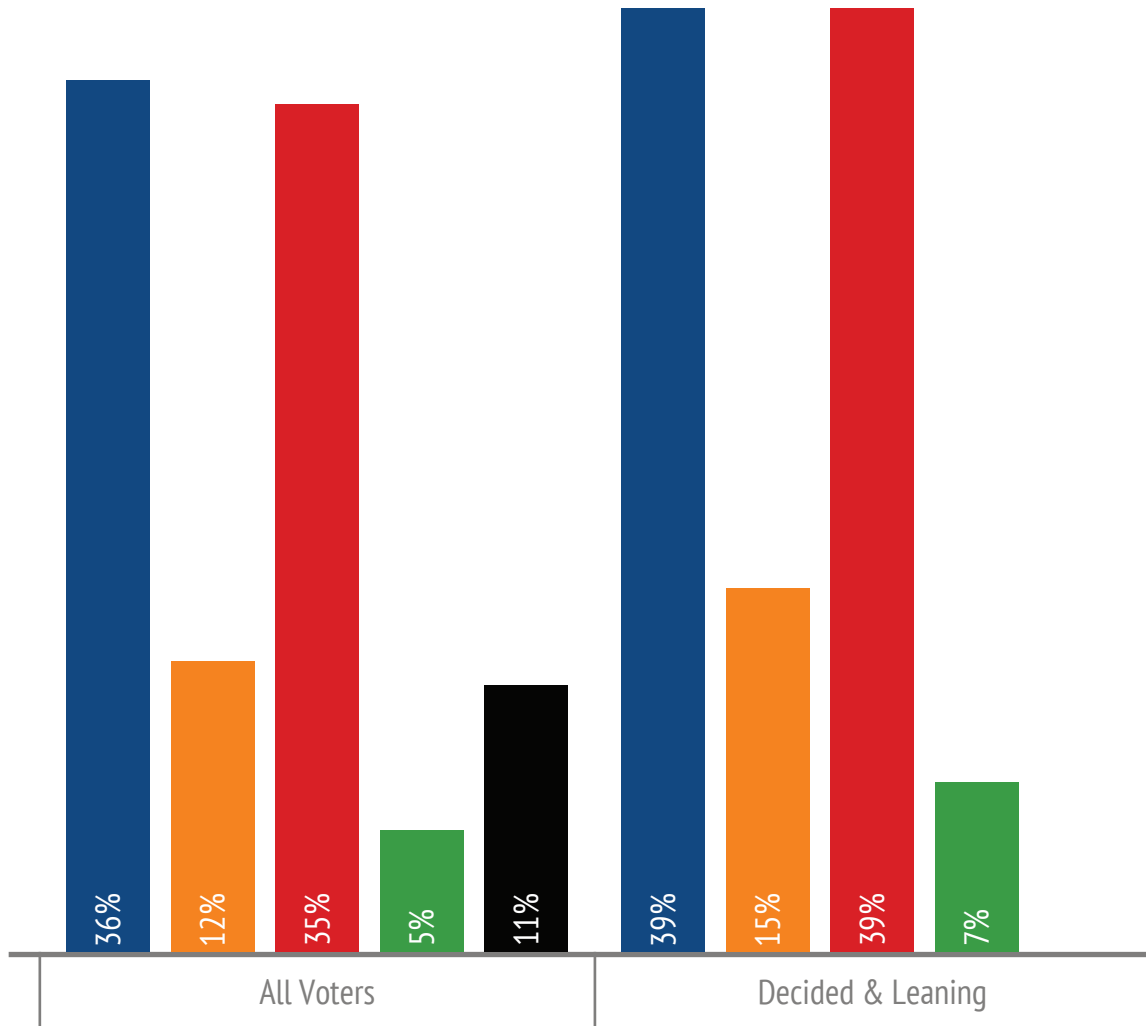
35% Have not

7% Unsure

● Have ● Have not ● Unsure

Do you consider yourself to be a strong supporter of this party, or is there a chance you will change your mind before the next election?

	CPC	NDP	LPC	GPC
Strong Supporter	91%	77%	52%	42%
Might Change	8%	20%	37%	52%
Not Sure	1%	3%	11%	6%



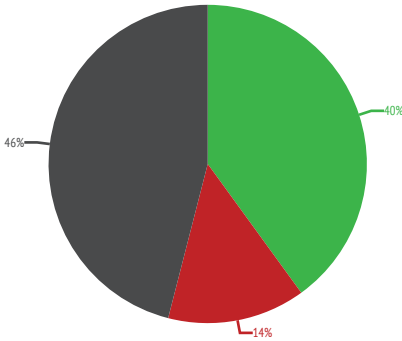
● Uppal ● Deol ● Sohi ● Mclean ● Undecided

	18-34	35-49	50-64	65+	Male	Female
Tim Uppal (CPC)	25%	36%	45%	50%	41%	31%
Jasvir Deol (NDP)	13%	13%	14%	7%	13%	12%
Amarjeet Sohi (LPC)	47%	31%	27%	28%	33%	38%
Ralph Mclean (GPC)	7%	5%	2%	6%	5%	6%
Undecided	7%	15%	12%	9%	8%	13%
Sample	103	157	211	213	335	349

	Certain	Likely	Might	Unlikely
Tim Uppal (CPC)	37%	32%	17%	28%
Jasvir Deol (NDP)	12%	22%	5%	5%
Amarjeet Sohi (LPC)	36%	30%	21%	39%
Ralph Mclean (GPC)	6%	2%	0%	4%
Undecided	9%	13%	57%	23%



Thinking about the federal election and the CBC, which of the follow two statements is closest to your personal view?



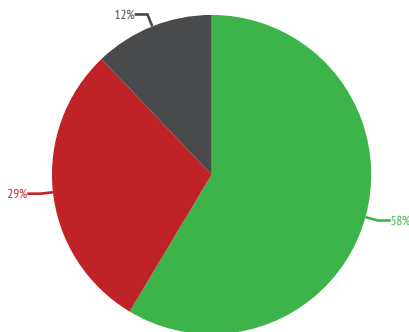
40% More likely to vote for a candidate who favours increasing the CBC's budget

14% More likely to vote for a candidate who favours privatizing the CBC

46% Unsure

● Increase ● Privatize ● Unsure

Thinking about the government's recent cuts to the CBC's funding, do you believe these cuts should be reversed?



41% Strongly agree

17% Somewhat agree

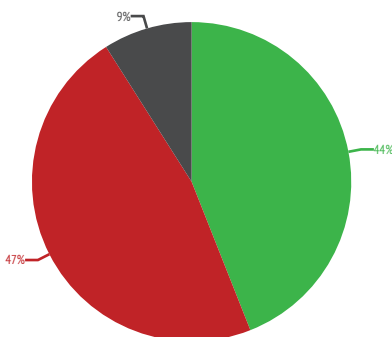
29% Neither agree nor disagree

3% Somewhat disagree

9% Strongly disagree

● Agree ● Disagree ● Neither agree nor disagree

Thinking about the federal election and the CBC, have you seen any lawn signs featuring a message 'We Vote CBC!'?



44% Have

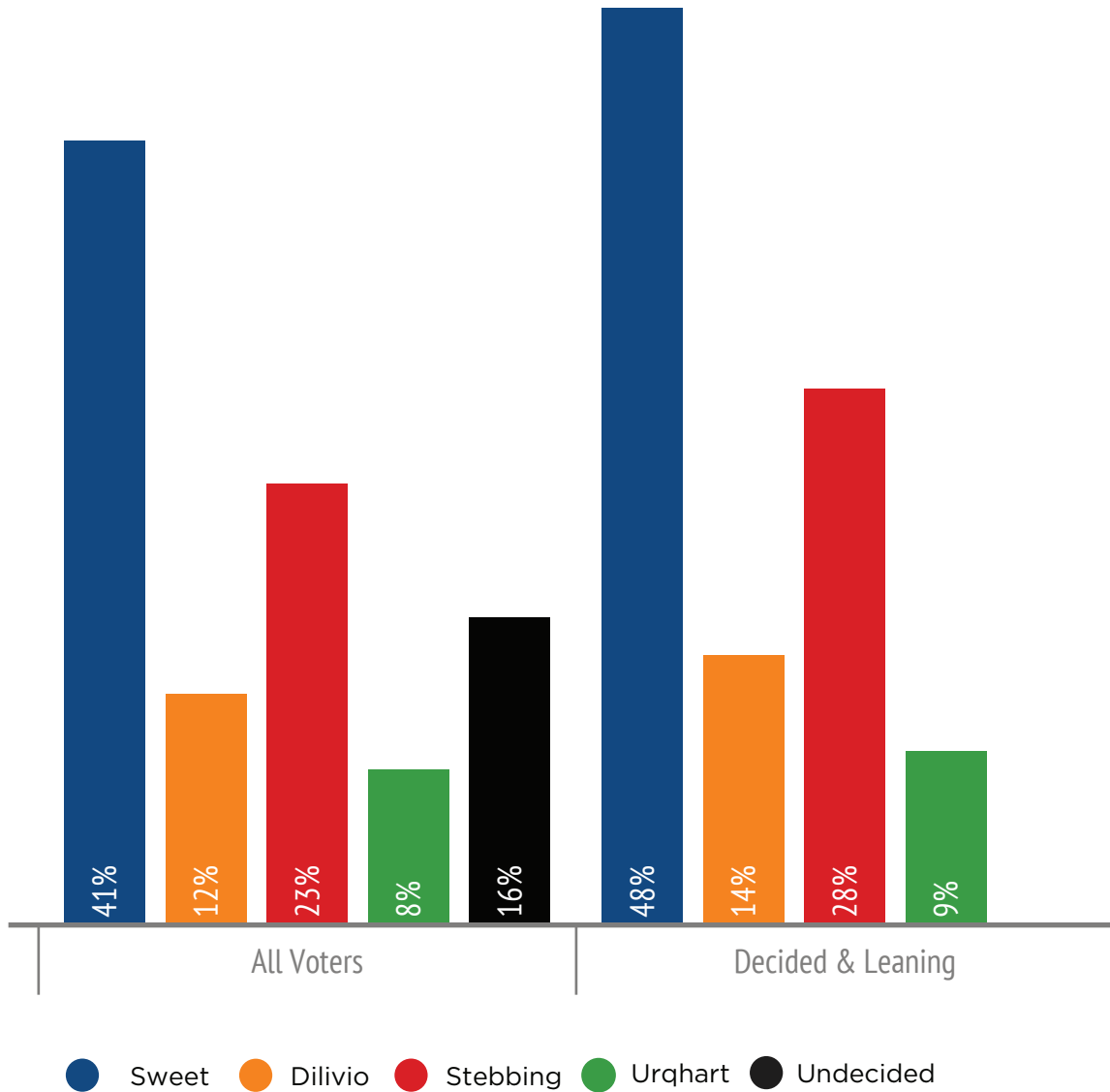
47% Have not

9% Unsure

● Have ● Have not ● Unsure

Do you consider yourself to be a strong supporter of this party, or is there a chance you will change your mind before the next election?

	CPC	NDP	LPC	GPC
Strong Supporter	80%	78%	70%	48%
Might Change	11%	20%	26%	48%
Not Sure	9%	2%	5%	4%

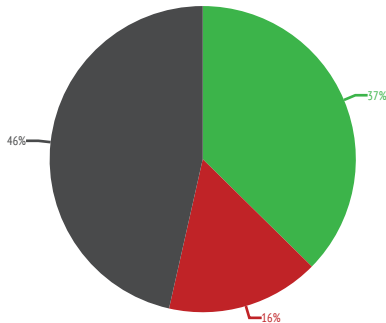


	18-34	35-49	50-64	65+	Male	Female
David Sweet (CPC)	39%	45%	43%	37%	43%	9%
Mike Dilivio (NDP)	18%	9%	10%	10%	8%	16%
Jennifer Stebbing (LPC)	16%	19%	30%	31%	23%	23%
David Urqhart (GPC)	17%	5%	2%	5%	7%	9%
Undecided	11%	22%	15%	17%	19%	13%
Sample	126	134	191	208	304	355

	Certain	Likely	Might	Unlikely
David Sweet (CPC)	45%	22%	3%	9%
Mike Dilivio (NDP)	11%	5%	0%	73%
Jennifer Stebbing (LPC)	23%	0%	17%	0%
David Urqhart (GPC)	7%	34%	71%	0%
Undecided	14%	40%	9%	18%



Thinking about the federal election and the CBC, which of the follow two statements is closest to your personal view?



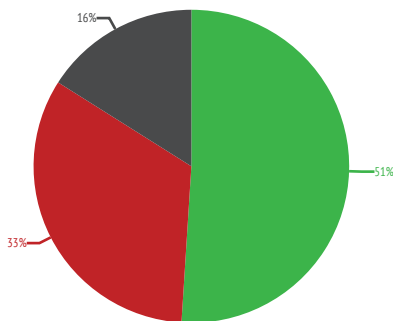
37% More likely to vote for a candidate who favours increasing the CBC's budget

16% More likely to vote for a candidate who favours privatizing the CBC

4% Unsure

● Increase ● Privatize ● Unsure

Thinking about the government's recent cuts to the CBC's funding, do you believe these cuts should be reversed?



34% Strongly agree

17% Somewhat agree

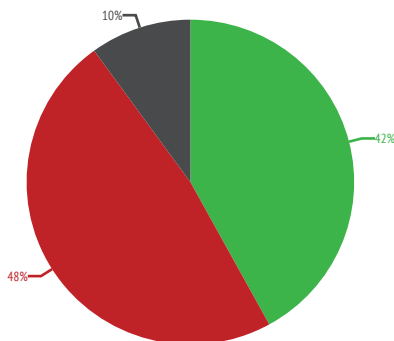
33% Neither agree nor disagree

5% Somewhat disagree

11% Strongly disagree

● Agree ● Disagree ● Neither agree nor disagree

Thinking about the federal election and the CBC, have you seen any lawn signs featuring a message 'We Vote CBC!'?



42% Have

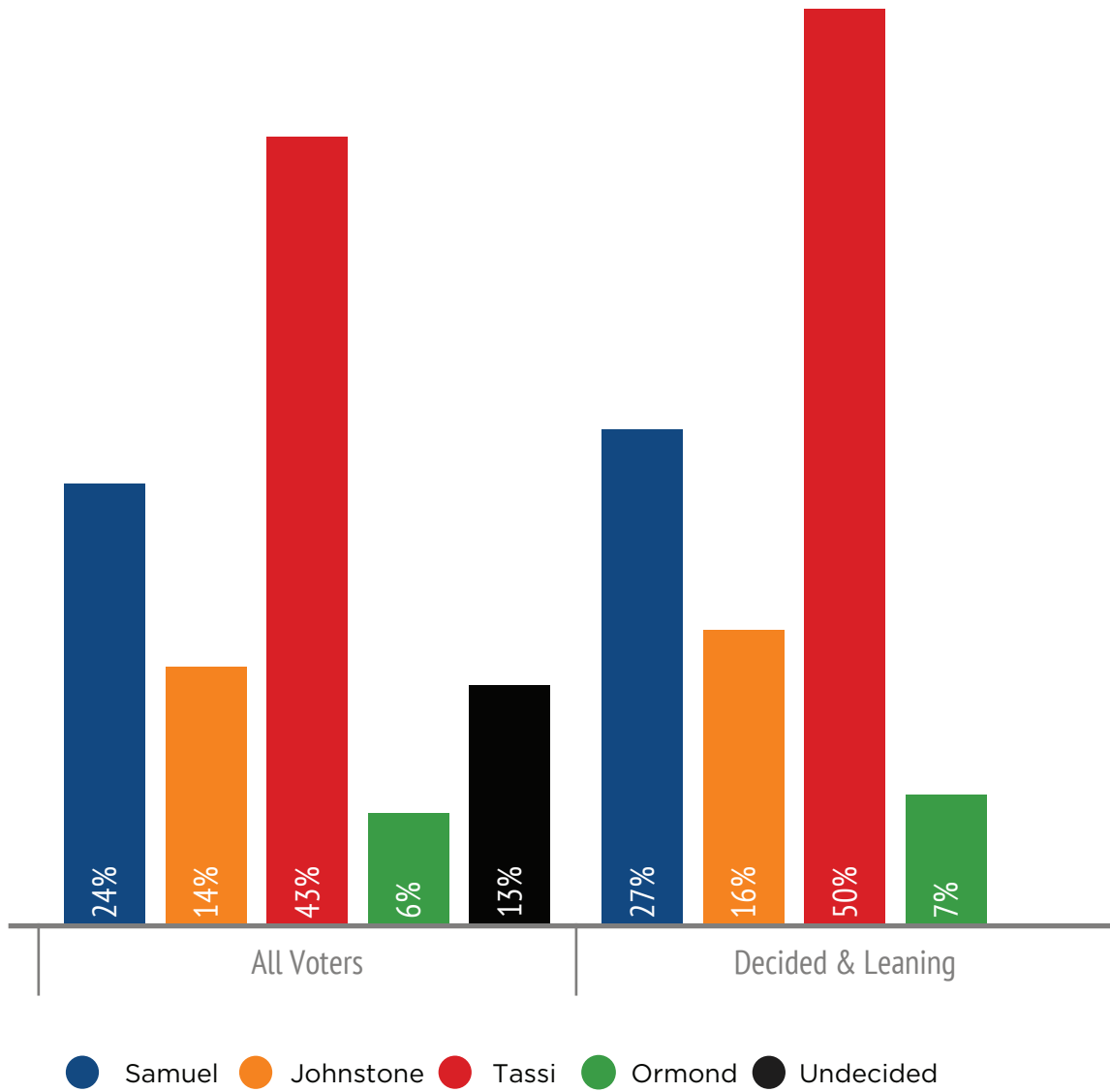
48% Have not

10% Unsure

● Have ● Have not ● Unsure

Do you consider yourself to be a strong supporter of this party, or is there a chance you will change your mind before the next election?

	CPC	NDP	LPC	GPC
Strong Supporter	80%	79%	79%	34%
Might Change	15%	16%	16%	64%
Not Sure	5%	5%	5%	2%

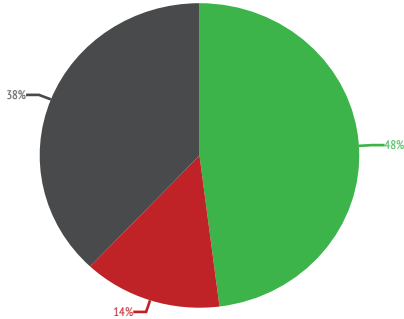


	18-34	35-49	50-64	65+	Male	Female
Vincent Samuel (CPC)	24%	25%	25%	29%	26%	22%
Alex Johnstone (NDP)	14%	16%	16%	13%	11%	17%
Filomena Tassi (LPC)	39%	39%	39%	43%	43%	43%
Peter Ormond (GPC)	7%	7%	7%	3%	6%	7%
Undecided	16%	13%	13%	11%	15%	12%
Sample	97	136	189	250	320	352

	Certain	Likely	Might	Unlikely
Vincent Samuel (CPC)	26%	6%	12%	9%
Alex Johnstone (NDP)	16%	5%	2%	7%
Filomena Tassi (LPC)	43%	36%	15%	68%
Peter Ormond (GPC)	6%	1%	26%	0%
Undecided	9%	52%	46%	15%



Thinking about the federal election and the CBC, which of the following two statements is closest to your personal view?



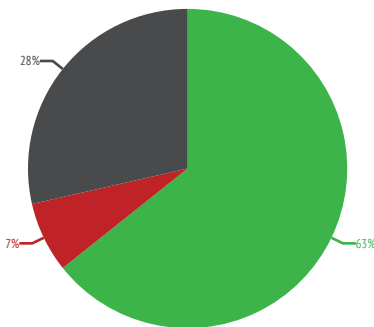
48% More likely to vote for a candidate who favours increasing the CBC's budget

14% More likely to vote for a candidate who favours privatizing the CBC

38% Unsure

● Increase ● Privatize ● Unsure

Thinking about the government's recent cuts to the CBC's funding, do you believe these cuts should be reversed?



44% Strongly agree

19% Somewhat agree

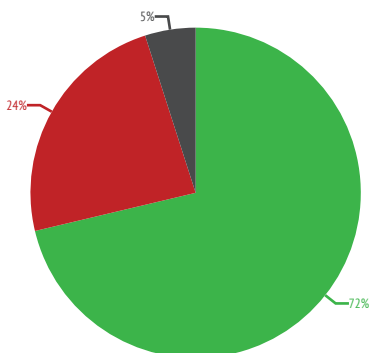
28% Neither agree nor disagree

2% Somewhat disagree

7% Strongly disagree

● Agree ● Disagree ● Neither agree nor disagree

Thinking about the federal election and the CBC, have you seen any lawn signs featuring a message 'We Vote CBC!'?



72% Have

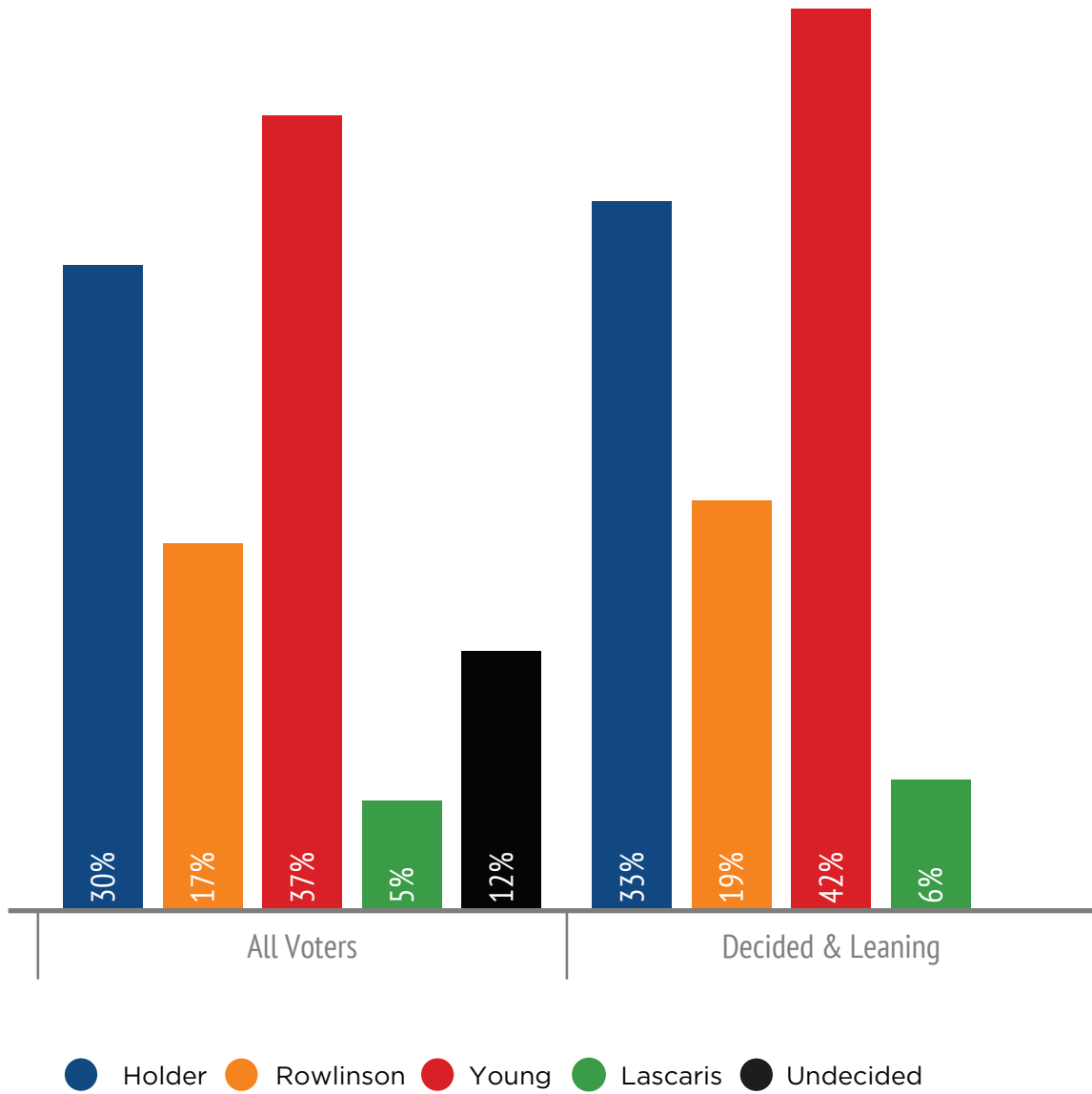
24% Have not

5% Unsure

● Have ● Have not ● Unsure

Do you consider yourself to be a strong supporter of this party, or is there a chance you will change your mind before the next election?

	CPC	NDP	LPC	GPC
Strong Supporter	91%	64%	67%	52%
Might Change	8%	33%	29%	22%
Not Sure	1%	3%	4%	26%

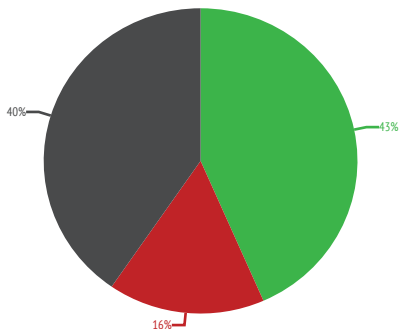


	18-34	35-49	50-64	65+	Male	Female
Ed Holder (CPC)	22%	26%	30%	6%	36%	24%
Matthew Rowlinson (NDP)	24%	15%	16%	10%	15%	19%
Kate Young (LPC)	35%	40%	41%	30%	36%	38%
Dimitri Lascaris (GPC)	12%	1%	3%	2%	5%	5%
Undecided	7%	18%	10%	11%	8%	15%
Sample	87	134	227	230	322	356

	Certain	Likely	Might	Unlikely
Vincent Samuel (CPC)	31%	6%	25%	0%
Alex Johnstone (NDP)	18%	12%	5%	5%
Filomena Tassi (LPC)	38%	15%	10%	16%
Peter Ormond (GPC)	4%	33%	5%	0%
Undecided	9%	34%	56%	79%



Thinking about the federal election and the CBC, which of the follow two statements is closest to your personal view?



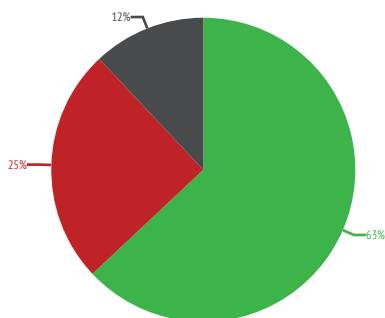
43% More likely to vote for a candidate who favours increasing the CBC's budget

16% More likely to vote for a candidate who favours privatizing the CBC

40% Unsure

● Increase ● Privatize ● Unsure

Thinking about the government's recent cuts to the CBC's funding, do you believe these cuts should be reversed?



45% Strongly agree

17% Somewhat agree

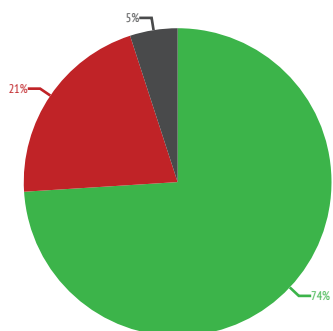
25% Neither agree nor disagree

4% Somewhat disagree

9% Strongly disagree

● Agree ● Disagree ● Neither agree nor disagree

Thinking about the federal election and the CBC, have you seen any lawn signs featuring a message 'We Vote CBC!'?



74% Have

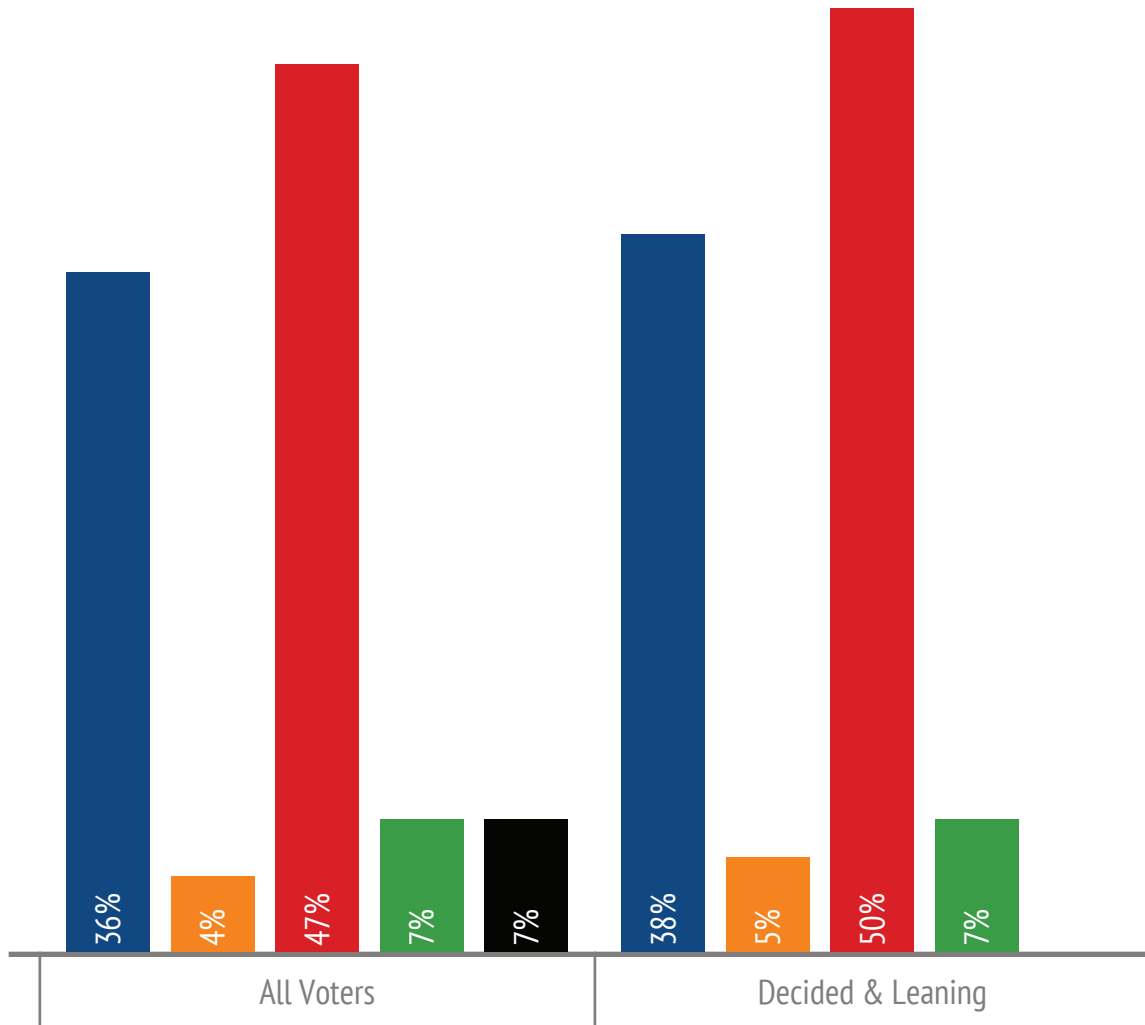
21% Have not

5% Unsure

● Have ● Have not ● Unsure

Do you consider yourself to be a strong supporter of this party, or is there a chance you will change your mind before the next election?

	CPC	NDP	LPC	GPC
Strong Supporter	89%	74%	68%	31%
Might Change	9%	25%	27%	65%
Not Sure	2%	1%	5%	4%



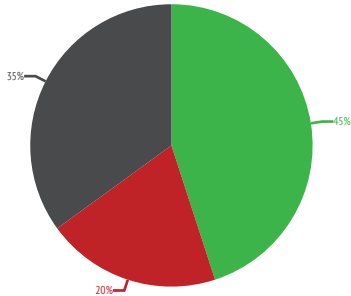
● Young ● Marville ● Oliver ● Doel ● Undecided

	18-34	35-49	50-64	65+	Male	Female
Terence Young (CPC)	31%	36%	39%	40%	40%	32%
Che Marville (NDP)	4%	4%	5%	6%	4%	3%
John Oliver (LPC)	51%	45%	45%	46%	43%	50%
David Doel (GPC)	13%	7%	4%	3%	6%	8%
Undecided	6%	9%	7%	5%	7%	7%
Sample	85	133	197	238	300	353

	Certain	Likely	Might	Unlikely
Terence Young (CPC)	36%	40%	35%	9%
Che Marville (NDP)	3%	12%	0%	0%
John Oliver (LPC)	50%	12%	19%	0%
David Doel (GPC)	5%	25%	10%	57%
Undecided	6%	11%	36%	34%



Thinking about the federal election and the CBC, which of the follow two statements is closest to your personal view?



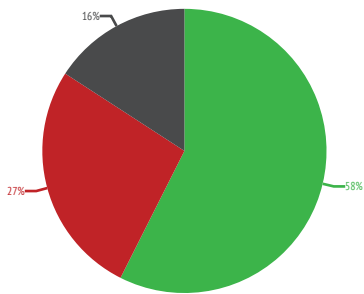
45% More likely to vote for a candidate who favours increasing the CBC's budget

20% More likely to vote for a candidate who favours privatizing the CBC

35% Unsure

● Increase ● Privatize ● Unsure

Thinking about the government's recent cuts to the CBC's funding, do you believe these cuts should be reversed?



42% Strongly agree

16% Somewhat agree

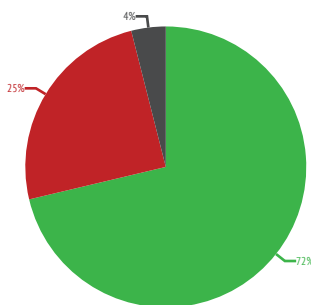
27% Neither agree nor disagree

3% Somewhat disagree

13% Strongly disagree

● Agree ● Disagree ● Neither agree nor disagree

Thinking about the federal election and the CBC, have you seen any lawn signs featuring a message 'We Vote CBC!'?



72% Have

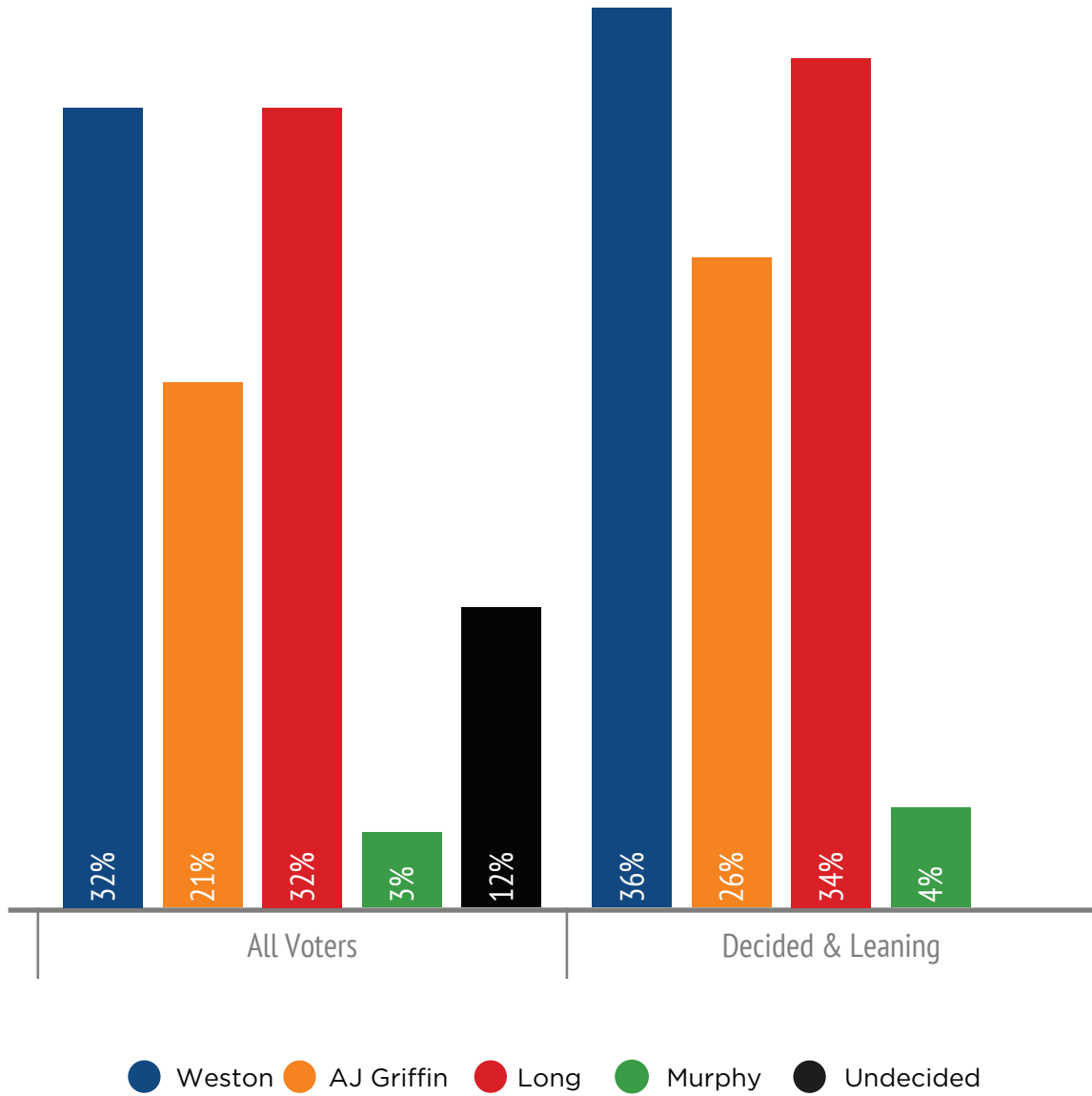
25% Have not

4% Unsure

● Have ● Have not ● Unsure

Do you consider yourself to be a strong supporter of this party, or is there a chance you will change your mind before the next election?

	CPC	NDP	LPC	GPC
Strong Supporter	79%	52%	73%	21%
Might Change	20%	47%	24%	71%
Not Sure	1%	2%	3%	9%



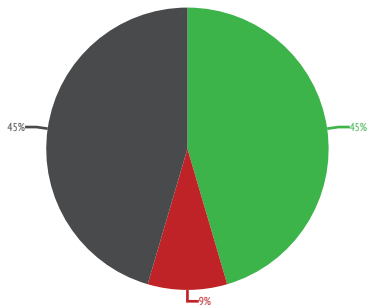
● Weston ● AJ Griffin ● Long ● Murphy ● Undecided

	18-34	35-49	50-64	65+	Male	Female
Rodney Weston (CPC)	30%	28%	29%	42%	33%	31%
AJ Griffin (NDP)	37%	21%	18%	11%	26%	17%
Wayne Long (LPC)	16%	38%	39%	34%	30%	35%
Sharon Murphy (GPC)	0%	7%	1%	2%	2%	3%
Undecided	17%	7%	13%	11%	9%	15%
Sample	75	99	135	201	236	274

	Certain	Likely	Might	Unlikely
Rodney Weston (CPC)	32%	44%	13%	17%
AJ Griffin (NDP)	20%	33%	50%	11%
Wayne Long (LPC)	34%	14%	8%	45%
Sharon Murphy (GPC)	2%	0%	7%	0%
Undecided	12%	9%	21%	26%



Thinking about the federal election and the CBC, which of the following two statements is closest to your personal view?



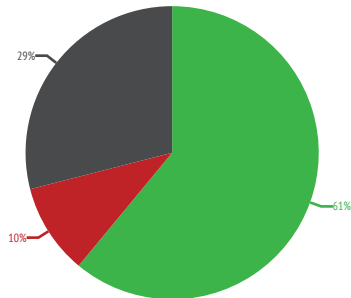
45% More likely to vote for a candidate who favours increasing the CBC's budget

9% More likely to vote for a candidate who favours privatizing the CBC

45% Unsure

● Increase ● Privatize ● Unsure

Thinking about the government's recent cuts to the CBC's funding, do you believe these cuts should be reversed?



47% Strongly agree

14% Somewhat agree

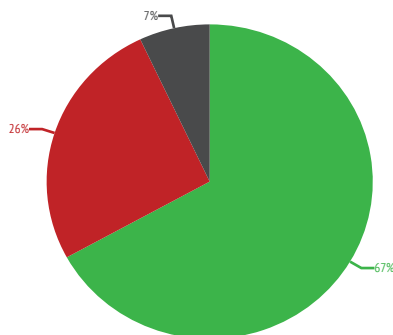
29% Neither agree nor disagree

3% Somewhat disagree

7% Strongly disagree

● Agree ● Disagree ● Neither agree nor disagree

Thinking about the federal election and the CBC, have you seen any lawn signs featuring a message 'We Vote CBC!'?



67% Have

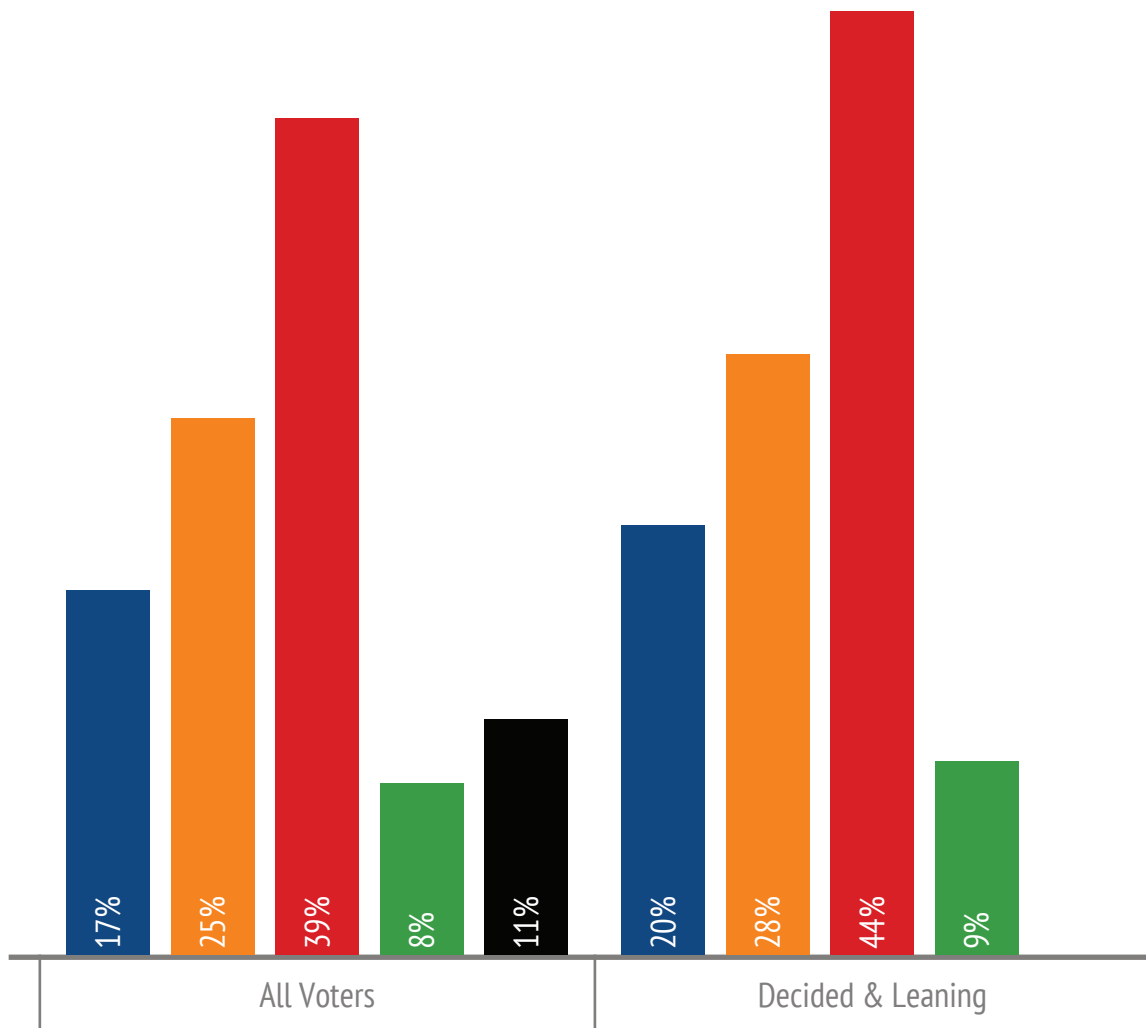
26% Have not

7% Unsure

● Have ● Have not ● Unsure

Do you consider yourself to be a strong supporter of this party, or is there a chance you will change your mind before the next election?

	CPC	LPC	NDP	GPC
Strong Supporter	77%	70%	67%	57%
Might Change	17%	24%	30%	31%
Not Sure	6%	6%	3%	11%



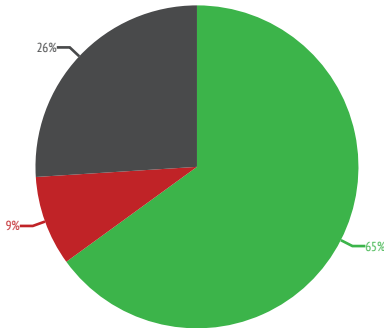
● Broshko ● Oreck ● Wilson-Raybould ● Barkusky ● Undecided

	18-34	35-49	50-64	65+	Male	Female
Erinn Broshko (CPC)	8%	14%	20%	33%	17%	17%
Mira Oreck (NDP)	25%	33%	27%	8%	24%	26%
Jody Wilson-Raybould (LPC)	44%	41%	33%	36%	37%	41%
Michael Barkusky (GPC)	14%	2%	8%	7%	11%	5%
Undecided	9%	10%	12%	17%	11%	11%
Sample	95	102	236	232	301	364

	Certain	Likely	Might	Unlikely
Erinn Broshko (CPC)	17%	18%	8%	18%
Mira Oreck (NDP)	26%	46%	0%	26%
Jody Wilson-Raybould (LPC)	41%	18%	11%	18%
Michael Barkusky (GPC)	8%	0%	16%	0%
Undecided	9%	18%	65%	38%



Thinking about the federal election and the CBC, which of the following two statements is closest to your personal view?



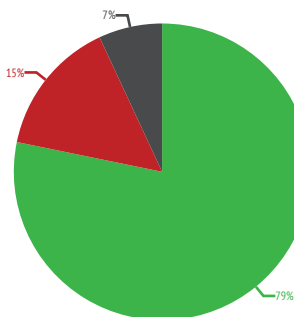
65% More likely to vote for a candidate who favours increasing the CBC's budget

9% More likely to vote for a candidate who favours privatizing the CBC

26% Unsure

● Increase ● Privatize ● Unsure

Thinking about the government's recent cuts to the CBC's funding, do you believe these cuts should be reversed?



63% Strongly agree

16% Somewhat agree

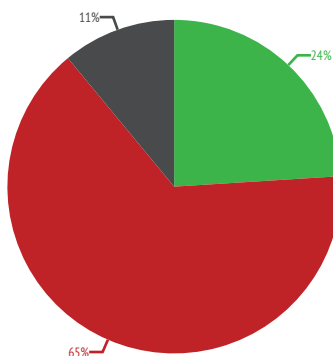
15% Neither agree nor disagree

3% Somewhat disagree

4% Strongly disagree

● Agree ● Disagree ● Neither agree nor disagree

Thinking about the federal election and the CBC, have you seen any lawn signs featuring a message 'We Vote CBC!'?



25% Have

65% Have not

11% Unsure

● Have ● Have not ● Unsure

Do you consider yourself to be a strong supporter of this party, or is there a chance you will change your mind before the next election?

	CPC	NDP	LPC	GPC
Strong Supporter	89%	58%	75%	84%
Might Change	11%	40%	19%	16%
Not Sure	0%	2%	6%	0%

ABOUT MAINSTREET

Mainstreet is a national public research firm. With 20 years of political experience at all three levels of government, President and CEO Quito Maggi is a respected commentator on Canadian public affairs.

Differentiated by its large sample sizes, Mainstreet has provided accurate snapshots of public opinion, having predicted a majority NDP government in Alberta (2015), a majority Liberal government in British Columbia, and a majority Liberal government in Ontario. Most recently, Mainstreet was the most accurate pollster of last October's Toronto mayoral election.

CONNECT WITH US:

WEBSITE
mainstreetresearch.ca

TWITTER
[@MainStResearch](https://twitter.com/MainStResearch)

FACEBOOK
fb.com/mainstresearch



Polls were conducted in Brampton Centre, Brampton North, Courtenay-Alberni, Edmonton Centre, Edmonton Mill Woods, Flamborough-Glanbrook, Hamilton West-Ancaster-Dundas, London West, Oakville, Saint John-Rothesay and Vancouver Granville using Smart IVR™. See next page for dial dates, samples and margins of error.

Polls were commissioned and paid for by the Friends of Canadian Broadcasting.

